



Site Usage

18,921 Visits

25.36% Bounce Rate

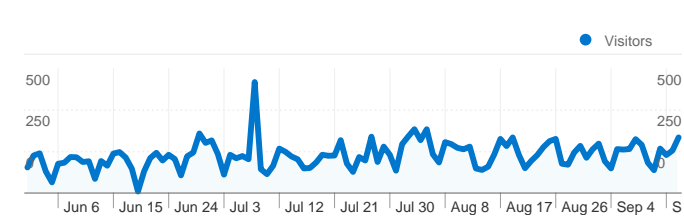
182,534 Pageviews

00:05:35 Avg. Time on Site

9.65 Pages/Visit

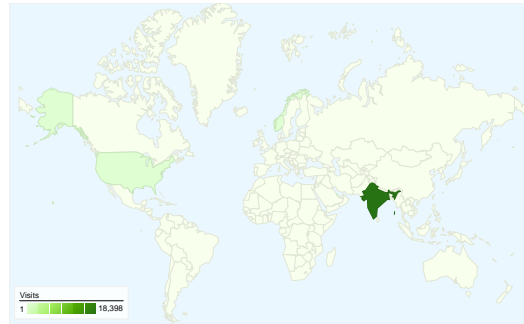
56.57% % New Visits

Visitors Overview

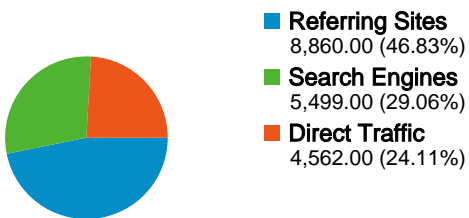


Visitors
11,339

Map Overlay



Traffic Sources Overview



Content Overview

| Pages | Pageviews | % Pageviews |
|---------------------|-----------|-------------|
| /Notification.aspx | 46,249 | 25.34% |
| /Gazette.aspx | 30,517 | 16.72% |
| /SearchGazette.aspx | 24,077 | 13.19% |
| /SearchNotific.aspx | 22,649 | 12.41% |
| / | 17,700 | 9.70% |




11,339 people visited this site

 **18,921** Visits


 **11,339** Absolute Unique Visitors

 **182,534** Pageviews

 **9.65** Average Pageviews

 **00:05:35** Time on Site

 **25.36%** Bounce Rate




 **56.57%** New Visits

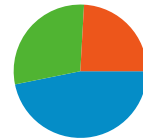
Technical Profile

| Browser | Visits | % visits |
|--------------------------|--------|----------|
| Internet Explorer | 11,075 | 58.53% |
| Chrome | 3,267 | 17.27% |
| Firefox | 3,210 | 16.97% |
| Opera | 512 | 2.71% |
| Mozilla Compatible Agent | 254 | 1.34% |



All traffic sources sent a total of 18,921 visits

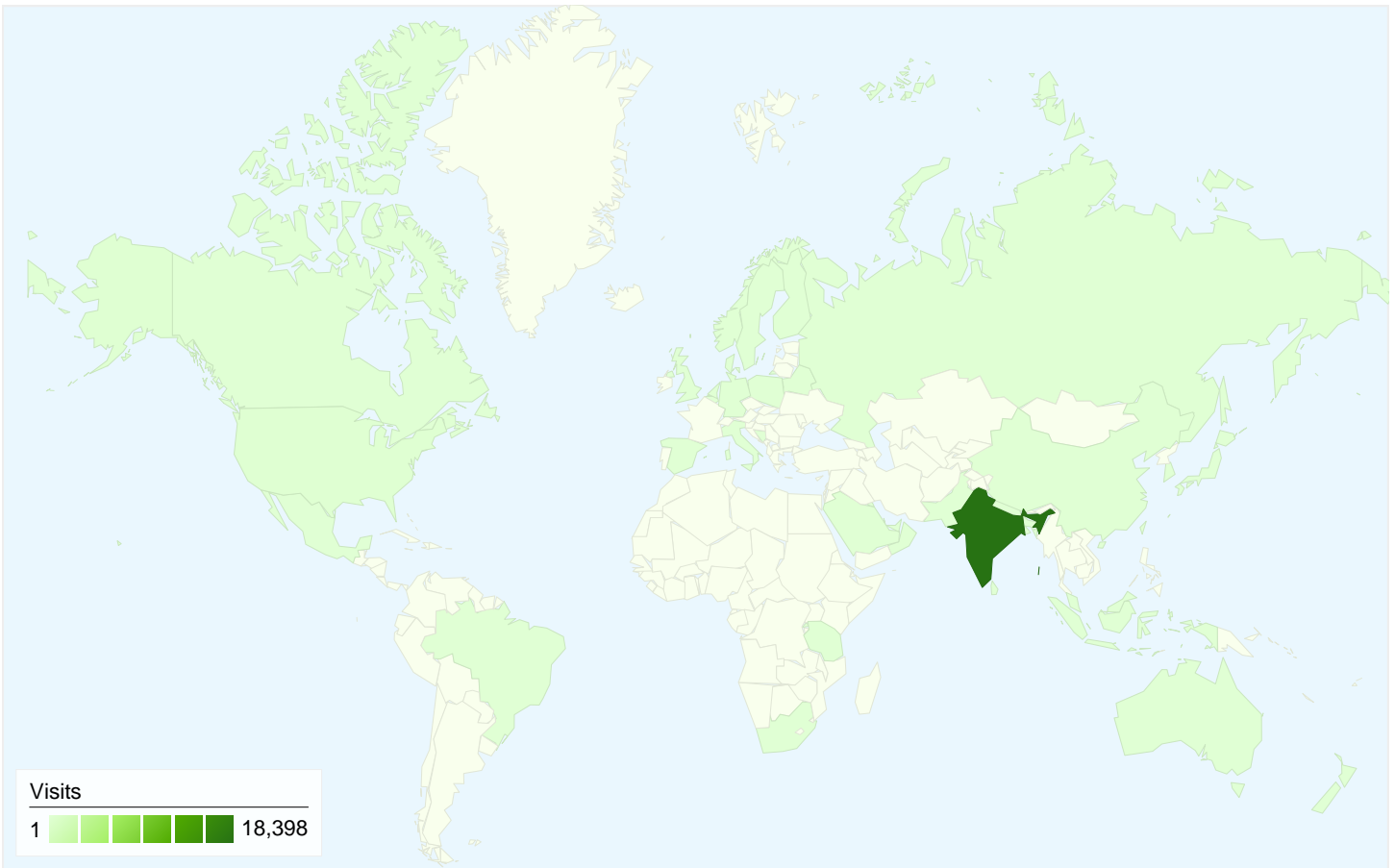
-  **24.11%** Direct Traffic
-  **46.83%** Referring Sites
-  **29.06%** Search Engines



- **Referring Sites**
8,860.00 (46.83%)
- **Search Engines**
5,499.00 (29.06%)
- **Direct Traffic**
4,562.00 (24.11%)

Top Traffic Sources

| Sources | Visits | % visits | Keywords | Visits | % visits |
|-------------------------------|--------|----------|--------------------------|--------|----------|
| gov.bih.nic.in (referral) | 6,414 | 33.90% | egazette.bih.nic.in | 925 | 16.82% |
| google (organic) | 5,206 | 27.51% | bihar gazette | 491 | 8.93% |
| (direct) ((none)) | 4,562 | 24.11% | bihar government | 309 | 5.62% |
| finance.bih.nic.in (referral) | 1,239 | 6.55% | egazette bihar | 193 | 3.51% |
| patna.bih.nic.in (referral) | 278 | 1.47% | finance department bihar | 181 | 3.29% |



18,921 visits came from 44 countries/territories

| Site Usage | | | | | | |
|--|--|--|--|--|-------------|--|
| Visits | Pages/Visit | Avg. Time on Site | % New Visits | Bounce Rate | | |
| 18,921 % of Site Total: 100.00% | 9.65 Site Avg: 9.65 (0.00%) | 00:05:35 Site Avg: 00:05:35 (0.00%) | 56.64% Site Avg: 56.57% (0.13%) | 25.36% Site Avg: 25.36% (0.00%) | | |
| Country/Territory | Visits | Pages/Visit | Avg. Time on Site | % New Visits | Bounce Rate | |
| India | 18,398 | 9.79 | 00:05:39 | 56.19% | 24.92% | |
| (not set) | 199 | 5.62 | 00:05:12 | 66.33% | 32.66% | |
| United States | 143 | 3.87 | 00:02:51 | 77.62% | 41.26% | |
| Norway | 23 | 4.30 | 00:03:14 | 60.87% | 69.57% | |
| Qatar | 16 | 4.62 | 00:01:37 | 50.00% | 43.75% | |
| Singapore | 14 | 8.57 | 00:05:57 | 71.43% | 28.57% | |
| Nepal | 13 | 8.15 | 00:04:37 | 84.62% | 23.08% | |
| Saudi Arabia | 13 | 3.54 | 00:01:13 | 100.00% | 38.46% | |
| Brazil | 11 | 1.00 | 00:00:00 | 9.09% | 100.00% | |

| | | | | | |
|------------------------|----|-------|----------|---------|---------|
| United Arab Emirates | 11 | 1.45 | 00:00:32 | 100.00% | 63.64% |
| Kuwait | 9 | 4.22 | 00:00:33 | 66.67% | 77.78% |
| United Kingdom | 9 | 1.44 | 00:00:11 | 100.00% | 66.67% |
| Australia | 6 | 1.67 | 00:00:17 | 100.00% | 50.00% |
| Hong Kong | 4 | 2.25 | 00:00:16 | 100.00% | 50.00% |
| Germany | 4 | 1.25 | 00:00:04 | 50.00% | 75.00% |
| Canada | 4 | 9.75 | 00:02:31 | 100.00% | 0.00% |
| Netherlands | 3 | 12.67 | 00:04:18 | 66.67% | 0.00% |
| Oman | 3 | 2.00 | 00:01:22 | 100.00% | 33.33% |
| Belgium | 3 | 7.00 | 00:01:00 | 100.00% | 33.33% |
| South Korea | 3 | 5.33 | 00:01:15 | 100.00% | 33.33% |
| Malaysia | 2 | 5.00 | 00:03:46 | 100.00% | 50.00% |
| Belarus | 2 | 14.00 | 00:09:35 | 0.00% | 50.00% |
| Finland | 2 | 1.50 | 00:00:13 | 100.00% | 50.00% |
| Russia | 2 | 4.00 | 00:00:49 | 100.00% | 0.00% |
| Pakistan | 2 | 1.00 | 00:00:00 | 100.00% | 100.00% |
| Sweden | 2 | 3.00 | 00:00:17 | 100.00% | 0.00% |
| Spain | 2 | 8.00 | 00:02:20 | 50.00% | 50.00% |
| New Zealand | 2 | 1.00 | 00:00:00 | 50.00% | 100.00% |
| Bosnia and Herzegovina | 1 | 2.00 | 00:02:25 | 100.00% | 0.00% |
| Sri Lanka | 1 | 1.00 | 00:00:00 | 100.00% | 100.00% |
| Japan | 1 | 4.00 | 00:01:01 | 100.00% | 0.00% |
| Bahrain | 1 | 11.00 | 00:09:30 | 100.00% | 0.00% |
| Indonesia | 1 | 3.00 | 00:10:39 | 100.00% | 0.00% |
| South Africa | 1 | 18.00 | 00:09:12 | 100.00% | 0.00% |
| China | 1 | 1.00 | 00:00:00 | 100.00% | 100.00% |
| Bangladesh | 1 | 8.00 | 00:04:39 | 100.00% | 0.00% |
| Taiwan | 1 | 1.00 | 00:00:00 | 100.00% | 100.00% |
| Mexico | 1 | 2.00 | 00:00:00 | 0.00% | 0.00% |
| Poland | 1 | 2.00 | 00:00:15 | 100.00% | 0.00% |
| Denmark | 1 | 1.00 | 00:00:00 | 100.00% | 100.00% |
| Rwanda | 1 | 1.00 | 00:00:00 | 100.00% | 100.00% |
| Italy | 1 | 8.00 | 00:02:56 | 100.00% | 0.00% |
| Mauritius | 1 | 2.00 | 00:00:52 | 100.00% | 0.00% |
| Tanzania | 1 | 2.00 | 00:00:10 | 100.00% | 0.00% |



Pages on this site were viewed a total of 182,534 times

 **182,534** Pageviews

 **48,333** Unique Views

 **25.36%** Bounce Rate

Top Content

| Pages | Pageviews | % Pageviews |
|---------------------|-----------|-------------|
| /Notification.aspx | 46,249 | 25.34% |
| /Gazette.aspx | 30,517 | 16.72% |
| /SearchGazette.aspx | 24,077 | 13.19% |
| /SearchNotific.aspx | 22,649 | 12.41% |
| / | 17,700 | 9.70% |